

# GRACE VASOMULTI® SENZABRIDA®

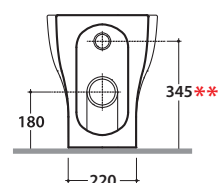
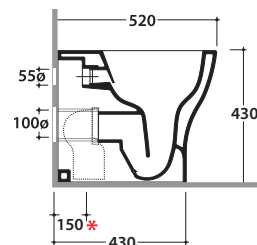
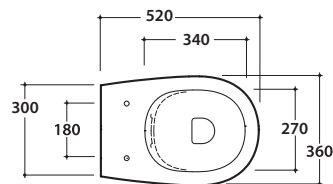
GR003BI

CE EN 997:2015



Scarico ottimizzato a 4/2,6 litri  
Drain 4/2,6 lt

# GLOBO



Cod. **GR003BI**

Vaso a terra SENZABRIDA® 52.36 h43 cm. con carico e scarico regolabile MULTI. Installazione filo parete. Scarico 4 / 2,6 Lt. Completo di fissaggi. Peso 26 Kg  
Floor mounted Wc No Rim 52.36 h43 cm. with adjustable water inlet/outlet MULTI. Back to wall installation. Drain 4 / 2,6 Lt. Fixing kit included. Weight 26 Kg



Coprivaso con sistema di cerniere a sgancio rapido  
Seat-cover with hinge system to quick release



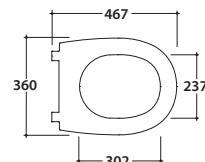
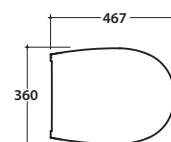
Trattamento antibatterico per sedili in versione bianco lucido  
Antibacterial treatment on toilet seats in shiny white

Cod. **GR021BI**

Coprivaso rimovibile in duroplast con chiusura tradizionale. Peso 2 Kg  
Removable duroplast seat-cover with traditional closing system. Weight 2 Kg

Cod. **GR022BI**

Coprivaso rimovibile in duroplast con chiusura rallentata. Peso 2 Kg  
Removable duroplast seat-cover with soft-closing system. Weight 2 Kg



Cod. **VA077 \***

Raccordo per scarico a pavimento regolabile da 6 a 11 cm. Peso 0,3Kg  
Elbow pipe for floor drain. Adjustable 6/11 cm. Weight 0,3 Kg



Cod. **VA079 \***

Curva tecnica per lo scarico a pavimento regolabile da 12 a 15 cm. Peso 0,3Kg  
Elbow pipe for floor drain. Adjustable 12/15 cm. Weight 0,3 Kg



Cod. **VA078 \***

Raccordo per scarico a pavimento regolabile da 16 a 20 cm. Peso 0,3Kg  
Elbow pipe for floor drain. Adjustable 16/20 cm. Weight 0,3 Kg



Cod. **VA086 \*\***

Raccordo eccentrico per entrata acqua h 33 cm o h 36 cm. Peso 0,1Kg  
Eccentric pipe for water inlet 33/36cm. Weight 0,1 Kg



Cod. **VA076**

Raccordo per scarico a parete cm. 35  
Pipe for wall drain 35cm.



Cod. **VA132**

Riduttore flusso di scarico.  
Flow reductor.

